





TEL 1-714-898-3830
info@topline.tv

BALLS	PITCH	SIZE	MATRIX	ROWS	CENTER	MAT'L
1600	1.0mm	42.5mm SQ	40 x 40	full	full	FR4

BALL VIEW

BOTTOM SIDE (TOP X-RAY VIEW)



TEST VEHICLE BOARD

AFTER MOUNTING TO TEST BOARD

eBGA1600T1.0-D409D

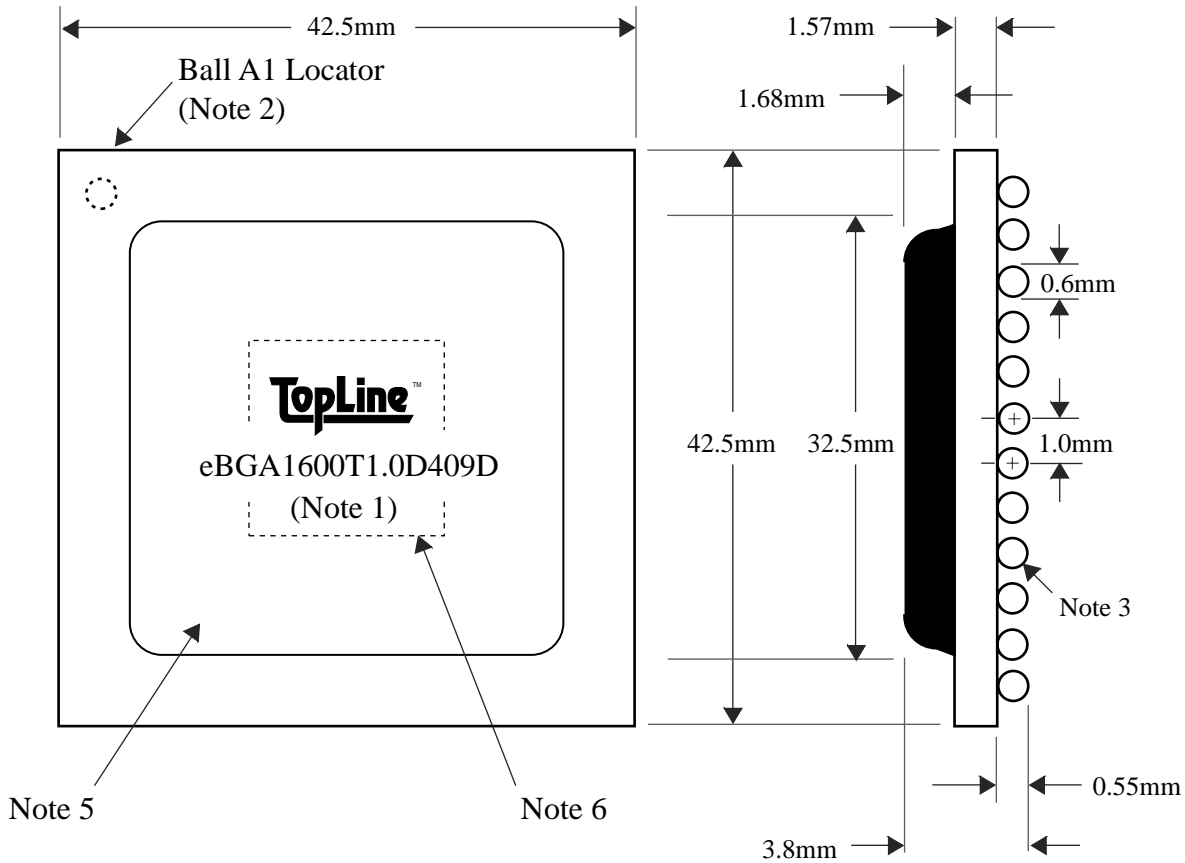


TEL 1-714-898-3830
info@topline.tv

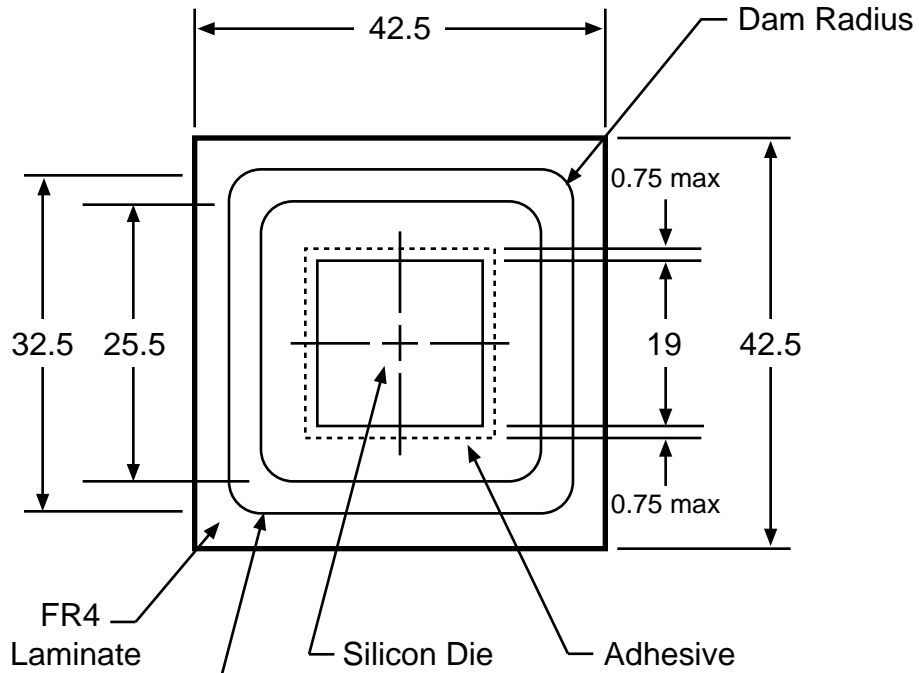
<u>BALLS</u>	<u>PITCH</u>	<u>SIZE</u>	<u>MATRIX</u>	<u>ROWS</u>	<u>CENTER</u>	<u>MAT'L</u>
1600	1.0mm	42.5mm SQ	40 x 40	full	full	FR4

TOP VIEW

SIDE VIEW

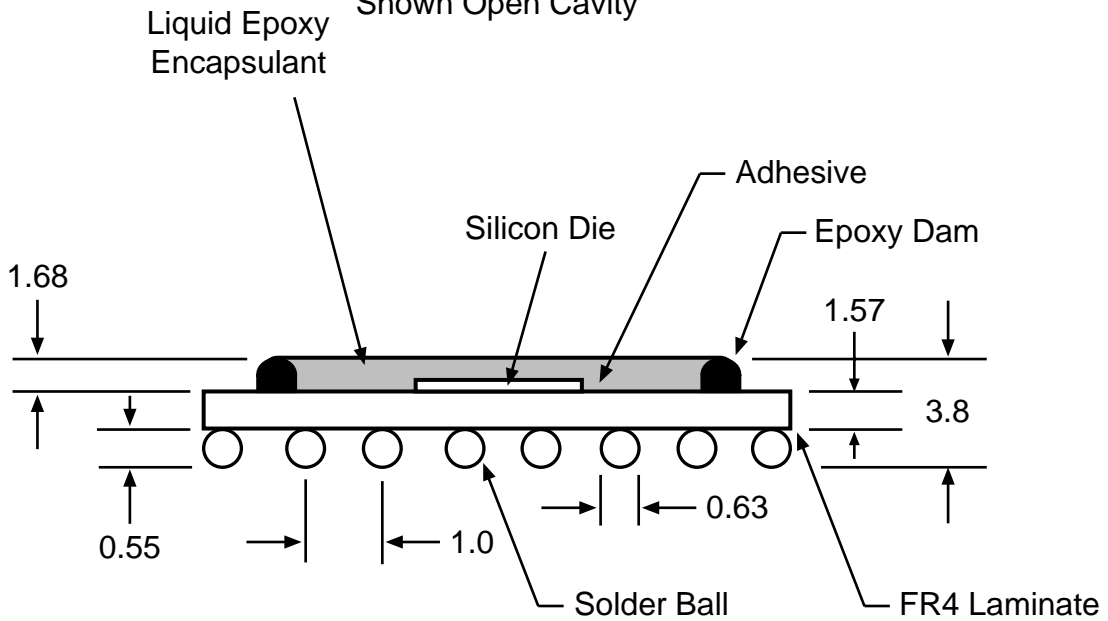


NOTES		REVISIONS		
Note 1	Logo and part number centered White ink on black	Rev	Date	Changes
Note 2	Ball A1 locator mark positioned in corner			
Note 3	Ball Material: Sn63/Pb37			
Note 4	Substrate Material: FR4 laminate			
Note 5	Liquid Epoxy Encapsulation			
Note 6	Internal Silicon Die 19x19mm (750mil)			
		PACKAGING TRAYS		
		Tray BGATRAY42.5mm-2x6 Tray Quantity 12		



Top View

Shown Open Cavity



Side View

Drawing Not to Scale
Dimensions = mm