
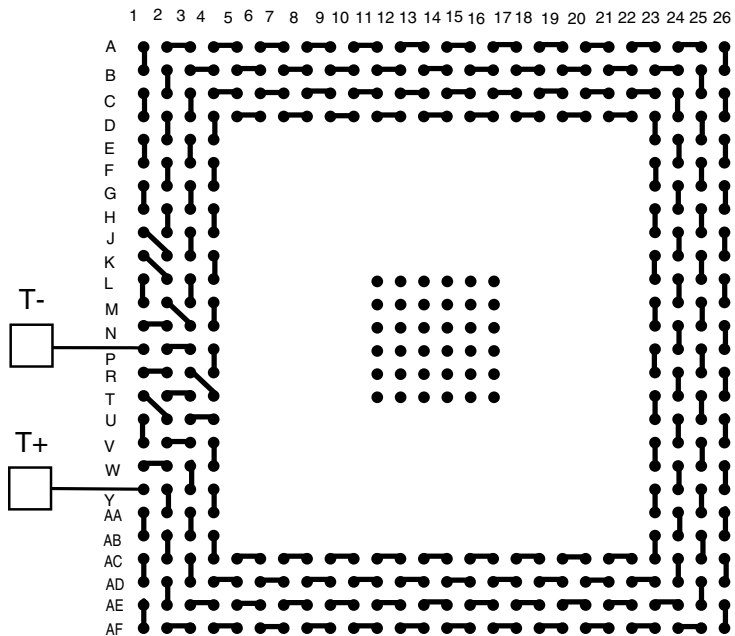
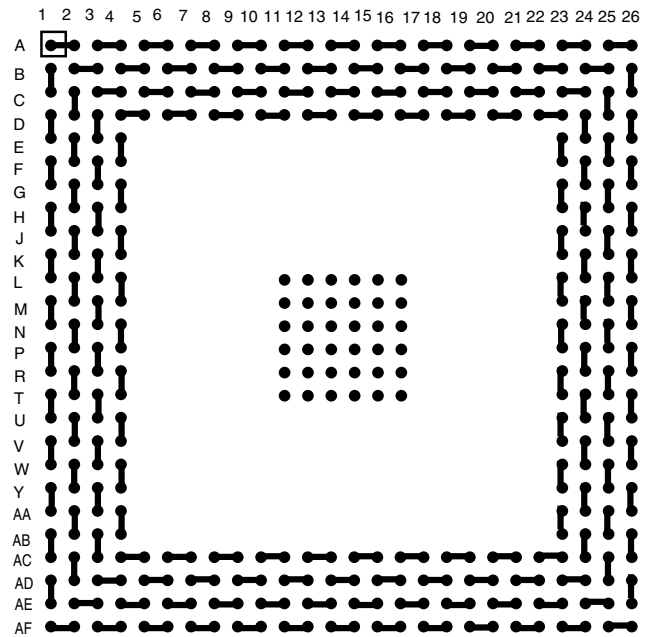


BALLS	PITCH	SIZE	MATRIX	ROWS	CENTER	MAT'L
388	1.0mm	27mm SQ	26 x 26mm	4	6 x 6	BT

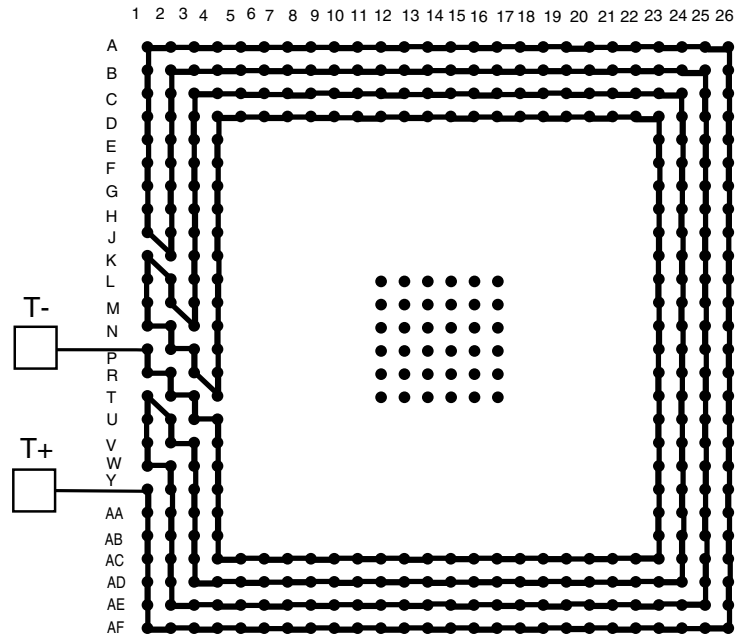
BALL VIEW



BOTTOM SIDE (TOP X-RAY VIEW)



TEST VEHICLE BOARD



AFTER MOUNTING TO TEST BOARD

BGA388T1.0-DC264

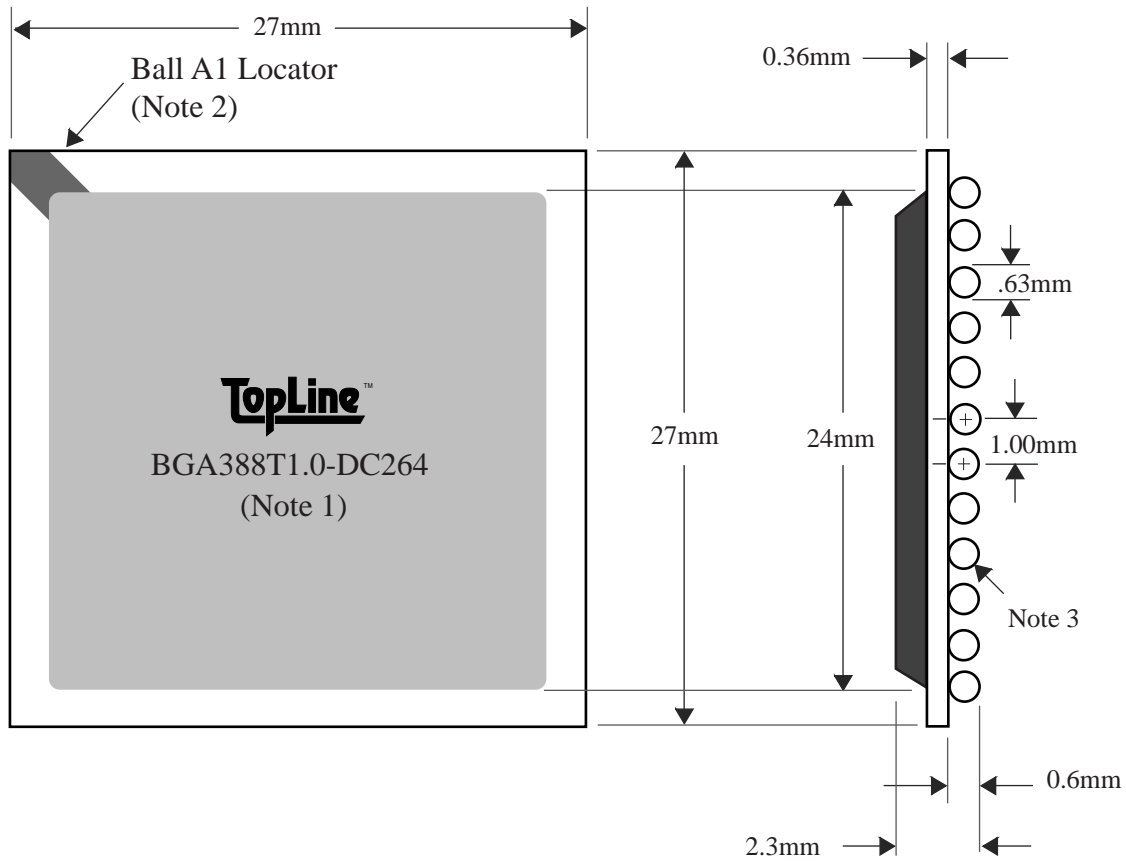


TEL 1-714-898-3830
info@topline.tv

<u>BALLS</u>	<u>PITCH</u>	<u>SIZE</u>	<u>MATRIX</u>	<u>ROWS</u>	<u>CENTER</u>	<u>MAT'L</u>
388	1.0mm	27mm SQ	26 x 26	4-Row	6x6	BT

TOP VIEW

SIDE VIEW



NOTES		REVISIONS		
Note 1	Logo and part number centered White ink or laser marked	<u>Rev</u>	<u>Date</u>	<u>Changes</u>
Note 2	Ball A1 locator mark positioned in corner			
Note 3	Ball Material: Sn63/Pb37			
Note 4	Substrate Material: BT laminate			
		PACKAGING TRAYS		
		Tray BGATRAY27mm-4x10 Tray Quantity 40		